

**STATEMENT OF APPROVED BUDGET, UTILIZATIONS, DISBURSEMENTS AND BALANCES**

**(For Off-Budgetary Funds)**


**As at the Quarter Ending December 31, 2025**


Department :State Universities and Colleges (SUCs)  
 Agency/Entity :Cagayan State University  
 Operating Unit :< not applicable >  
 Organization Code (UACS) :08 022 0000000  
 Fund Cluster :05 - Internally Generated Funds  
 (e.g. UACS Fund Cluster: 05-Internally Generated Funds and 06-Business Related Funds)

Particulars	UACS CODE	Approved Budget			Utilizations					Disbursements					Balances		
		Approved Budgeted Revenue	Adjustments (Reductions, Modifications/Augmentations)	Adjusted Budgeted Revenue	1st Quarter Ending March 31	2nd Quarter Ending June 30	3rd Quarter Ending September 30	4th Quarter Ending December 31	Total	1st Quarter Ending March 31	2nd Quarter Ending June 30	3rd Quarter Ending September 30	4th Quarter Ending December 31	Total	Unutilized Budget	Unpaid Obligations (10-15)=(17+18)	
																5=[(3+(-)4)]	6
1	2	3	4	5	6	7	8	9	10	11	12	13	14	15	16	17	18
<b>General Administration and Support</b>	<b>10000000000000</b>	<b>144,810,166.47</b>	<b>677,407.10</b>	<b>145,487,573.57</b>	<b>26,280,342.21</b>	<b>30,780,951.37</b>	<b>32,681,312.83</b>	<b>51,320,337.03</b>	<b>141,062,943.44</b>	<b>21,479,487.26</b>	<b>31,952,003.05</b>	<b>33,125,272.72</b>	<b>49,059,974.35</b>	<b>135,616,737.38</b>	<b>4,424,630.13</b>	<b>0.00</b>	<b>5,446,206.06</b>
General Management and Supervision	100000100001000	144,810,166.47	677,407.10	145,487,573.57	26,280,342.21	30,780,951.37	32,681,312.83	51,320,337.03	141,062,943.44	21,479,487.26	31,952,003.05	33,125,272.72	49,059,974.35	135,616,737.38	4,424,630.13	0.00	5,446,206.06
MOOE		128,717,769.94	6,427,164.80	135,144,934.74	25,515,394.35	29,973,163.37	28,690,054.83	48,645,641.73	132,824,254.28	20,901,089.40	31,807,253.05	28,442,094.72	46,842,529.05	127,992,966.22	2,320,680.46	0.00	4,831,288.06
CO		16,092,396.53	(5,749,757.70)	10,342,638.83	764,947.86	807,788.00	3,991,258.00	2,674,695.30	8,238,689.16	578,397.86	144,750.00	4,683,178.00	2,217,445.30	7,623,771.16	2,103,949.67	0.00	614,918.00
<b>Sub-Total, General Administration and Support</b>		<b>144,810,166.47</b>	<b>677,407.10</b>	<b>145,487,573.57</b>	<b>26,280,342.21</b>	<b>30,780,951.37</b>	<b>32,681,312.83</b>	<b>51,320,337.03</b>	<b>141,062,943.44</b>	<b>21,479,487.26</b>	<b>31,952,003.05</b>	<b>33,125,272.72</b>	<b>49,059,974.35</b>	<b>135,616,737.38</b>	<b>4,424,630.13</b>	<b>0.00</b>	<b>5,446,206.06</b>
PS		0.00	0.00	0.00	0.00	0.00	0.00	0.00	0.00	0.00	0.00	0.00	0.00	0.00	0.00	0.00	0.00
MOOE		128,717,769.94	6,427,164.80	135,144,934.74	25,515,394.35	29,973,163.37	28,690,054.83	48,645,641.73	132,824,254.28	20,901,089.40	31,807,253.05	28,442,094.72	46,842,529.05	127,992,966.22	2,320,680.46	0.00	4,831,288.06
FinEx (if Applicable)		0.00	0.00	0.00	0.00	0.00	0.00	0.00	0.00	0.00	0.00	0.00	0.00	0.00	0.00	0.00	0.00
CO		16,092,396.53	(5,749,757.70)	10,342,638.83	764,947.86	807,788.00	3,991,258.00	2,674,695.30	8,238,689.16	578,397.86	144,750.00	4,683,178.00	2,217,445.30	7,623,771.16	2,103,949.67	0.00	614,918.00
<b>Support to Operations</b>	<b>20000000000000</b>	<b>19,454,124.75</b>	<b>(316,250.26)</b>	<b>19,137,874.49</b>	<b>5,621,902.57</b>	<b>4,483,254.53</b>	<b>2,947,547.23</b>	<b>4,667,396.04</b>	<b>17,720,100.37</b>	<b>5,256,986.25</b>	<b>3,325,326.74</b>	<b>4,148,303.01</b>	<b>4,464,064.99</b>	<b>17,194,680.99</b>	<b>1,417,774.12</b>	<b>0.00</b>	<b>525,419.38</b>
Auxiliary Services	200000100001000	19,454,124.75	(316,250.26)	19,137,874.49	5,621,902.57	4,483,254.53	2,947,547.23	4,667,396.04	17,720,100.37	5,256,986.25	3,325,326.74	4,148,303.01	4,464,064.99	17,194,680.99	1,417,774.12	0.00	525,419.38
MOOE		16,382,224.75	(197,238.41)	16,184,986.34	3,621,902.57	4,036,353.53	2,947,547.23	4,667,396.04	15,273,199.37	3,256,986.25	2,985,425.74	4,041,303.01	4,464,064.99	14,747,779.99	911,786.97	0.00	525,419.38
CO		3,071,900.00	(119,011.85)	2,952,888.15	2,000,000.00	446,901.00	0.00	0.00	2,446,901.00	2,000,000.00	339,901.00	107,000.00	0.00	2,446,901.00	505,987.15	0.00	0.00
<b>Sub-Total, Support to Operations</b>		<b>19,454,124.75</b>	<b>(316,250.26)</b>	<b>19,137,874.49</b>	<b>5,621,902.57</b>	<b>4,483,254.53</b>	<b>2,947,547.23</b>	<b>4,667,396.04</b>	<b>17,720,100.37</b>	<b>5,256,986.25</b>	<b>3,325,326.74</b>	<b>4,148,303.01</b>	<b>4,464,064.99</b>	<b>17,194,680.99</b>	<b>1,417,774.12</b>	<b>0.00</b>	<b>525,419.38</b>
PS		0.00	0.00	0.00	0.00	0.00	0.00	0.00	0.00	0.00	0.00	0.00	0.00	0.00	0.00	0.00	0.00
MOOE		16,382,224.75	(197,238.41)	16,184,986.34	3,621,902.57	4,036,353.53	2,947,547.23	4,667,396.04	15,273,199.37	3,256,986.25	2,985,425.74	4,041,303.01	4,464,064.99	14,747,779.99	911,786.97	0.00	525,419.38
FinEx (if Applicable)		0.00	0.00	0.00	0.00	0.00	0.00	0.00	0.00	0.00	0.00	0.00	0.00	0.00	0.00	0.00	0.00
CO		3,071,900.00	(119,011.85)	2,952,888.15	2,000,000.00	446,901.00	0.00	0.00	2,446,901.00	2,000,000.00	339,901.00	107,000.00	0.00	2,446,901.00	505,987.15	0.00	0.00
<b>Operations</b>	<b>30000000000000</b>	<b>314,172,756.80</b>	<b>(361,156.84)</b>	<b>313,811,599.96</b>	<b>49,980,178.63</b>	<b>72,956,215.31</b>	<b>74,580,584.33</b>	<b>89,589,957.88</b>	<b>287,106,936.15</b>	<b>39,844,916.13</b>	<b>67,191,515.19</b>	<b>71,751,467.86</b>	<b>88,889,958.44</b>	<b>267,677,857.62</b>	<b>26,704,663.81</b>	<b>0.00</b>	<b>19,429,078.53</b>
OO : Relevant and quality tertiary education ensured to achieve inclusive growth and access of poor but deserving students to quality tertiary education increased	31000000000000	234,227,742.83	2,036,434.44	236,264,177.27	35,683,989.74	57,977,225.94	56,215,770.88	66,241,469.18	216,118,455.74	28,144,655.39	53,167,661.40	53,091,878.96	65,702,811.68	200,107,007.43	20,145,721.53	0.00	16,011,448.31
HIGHER EDUCATION PROGRAM	31010000000000	234,227,742.83	2,036,434.44	236,264,177.27	35,683,989.74	57,977,225.94	56,215,770.88	66,241,469.18	216,118,455.74	28,144,655.39	53,167,661.40	53,091,878.96	65,702,811.68	200,107,007.43	20,145,721.53	0.00	16,011,448.31
Provision of Higher Education Services	310100100002000	234,227,742.83	2,036,434.44	236,264,177.27	35,683,989.74	57,977,225.94	56,215,770.88	66,241,469.18	216,118,455.74	28,144,655.39	53,167,661.40	53,091,878.96	65,702,811.68	200,107,007.43	20,145,721.53	0.00	16,011,448.31
MOOE		212,054,802.64	3,025,196.98	215,079,999.62	34,948,872.74	55,296,108.94	53,469,420.26	57,621,695.74	201,336,097.68	28,144,655.39	51,302,761.40	49,967,321.34	60,935,497.70	190,350,235.83	13,743,901.94	0.00	10,985,861.85
CO		22,172,940.19	(988,762.54)	21,184,177.65	735,117.00	2,681,117.00	2,746,350.62	8,619,773.44	14,782,358.06	0.00	1,864,900.00	3,124,557.62	4,767,313.98	9,756,771.60	6,401,819.59	0.00	5,025,586.46
OO : Higher education research improved to promote economic productivity and innovation	32000000000000	43,169,871.59	(1,425,056.93)	41,744,814.66	10,808,283.15	7,336,557.48	10,389,487.19	9,646,790.63	38,181,118.45	8,814,810.70	7,342,573.68	9,858,966.88	10,291,195.28	36,307,546.54	3,563,696.21	0.00	1,873,571.91
ADVANCED EDUCATION PROGRAM	32010000000000	26,612,920.57	1,164,679.21	27,777,599.78	8,193,421.97	5,780,437.96	5,955,163.09	6,111,537.87	26,040,560.89	7,917,890.52	5,151,160.96	5,839,264.09	6,927,879.88	25,836,195.45	1,737,038.89	0.00	204,365.44
Provision of Advanced Education Services	320100100001000	26,612,920.57	1,164,679.21	27,777,599.78	8,193,421.97	5,780,437.96	5,955,163.09	6,111,537.87	26,040,560.89	7,917,890.52	5,151,160.96	5,839,264.09	6,927,879.88	25,836,195.45	1,737,038.89	0.00	204,365.44
MOOE		26,612,920.57	1,164,679.21	27,777,599.78	8,193,421.97	5,780,437.96	5,955,163.09	6,111,537.87	26,040,560.89	7,917,890.52	5,151,160.96	5,839,264.09	6,927,879.88	25,836,195.45	1,737,038.89	0.00	204,365.44
RESEARCH PROGRAM	32020000000000	16,556,951.02	(2,589,736.14)	13,967,214.88	2,614,861.18	1,556,119.52	4,434,324.10	3,535,252.76	12,140,557.56	896,920.18	2,191,412.72	4,019,702.79	3,363,315.40	10,471,351.09	1,826,657.32	0.00	1,669,206.47
Conduct of Research Services	320200100001000	16,556,951.02	(2,589,736.14)	13,967,214.88	2,614,861.18	1,556,119.52	4,434,324.10	3,535,252.76	12,140,557.56	896,920.18	2,191,412.72	4,019,702.79	3,363,315.40	10,471,351.09	1,826,657.32	0.00	1,669,206.47
MOOE		14,867,451.26	(3,151,776.28)	11,715,674.98	1,301,911.18	1,428,037.72	3,915,810.76	3,329,057.76	9,974,817.42	896,920.18	1,545,462.72	3,497,859.45	3,280,963.60	9,221,205.95	1,740,857.56	0.00	753,611.47
CO		1,689,499.76	562,040.14	2,251,539.90	1,312,950.00	128,081.80	518,513.34	206,195.00	2,165,740.14	0.00	645,950.00	521,843.34	82,351.80	1,250,145.14	85,799.76	0.00	915,595.00
OO : Community engagement increased	33000000000000	36,775,142.38	(972,534.35)	35,802,608.03	3,487,905.74	7,642,431.89	7,975,326.26	13,701,698.07	32,807,361.96	2,885,450.04	6,681,280.11	8,800,622.02	12,895,951.48	31,263,303.65	2,995,246.07	0.00	1,544,058.31
TECHNICAL ADVISORY EXTENSION PROGRAM	33010000000000	36,775,142.38	(972,534.35)	35,802,608.03	3,487,905.74	7,642,431.89	7,975,326.26	13,701,698.07	32,807,361.96	2,885,450.04	6,681,280.11	8,800,622.02	12,895,951.48	31,263,303.65	2,995,246.07	0.00	1,544,058.31
Provision of Extension Services	330100100001000	36,775,142.38	(972,534.35)	35,802,608.03	3,487,905.74	7,642,431.89	7,975,326.26	13,701,698.07	32,807,361.96	2,885,450.04	6,681,280.11	8,800,622.02	12,895,951.48	31,263,303.65	2,995,246.07	0.00	1,544,058.31
MOOE		32,669,840.46	(1,159,124.25)	31,510,716.21	2,958,558.74	7,344,931.89	7,644,040.26	11,193,742.13	29,141,273.02	2,656,768.04	6,083,115.11	8,528,236.02	10,840,834.36	28,108,953.53	2,369,443.19	0.00	1,032,319.49
CO		4,105,301.92	186,589.90	4,291,891.82	529,347.00	297,500.00	331,286.00	2,507,955.94	3,666,088.94	228,682.00	598,165.00	272,386.00	2,055,117.12	3,154,350.12	625,802.88	0.00	511,738.82
<b>Sub-Total, Operations</b>		<b>314,172,756.80</b>															


Department : State Universities and Colleges (SUCs)  
 Agency/Entity : Cagayan State University  
 Operating Unit : < not applicable >  
 Organization Code (UACS) : 08 022 0000000  
 Fund Cluster : 05 - Internally Generated Funds  
 (e.g. UACS Fund Cluster: 05-Internally Generated Funds and 06-Business Related Funds)

Particulars	UACS CODE	Approved Budget			Utilizations					Disbursements					Balances		
		Approved Budgeted Revenue	Adjustments (Reductions, Modifications/ Augmentations)	Adjusted Budgeted Revenue	1st Quarter Ending March 31	2nd Quarter Ending June 30	3rd Quarter Ending September 30	4th Quarter Ending December 31	Total	1st Quarter Ending March 31	2nd Quarter Ending June 30	3rd Quarter Ending September 30	4th Quarter Ending December 31	Total	Unutilized Budget	Unpaid Obligations (10-15)=(17+18)	
																Due and Demandable	Not Yet Due and Demandable
1	2	3	4	5=[(3+(-)4)]	6	7	8	9	10=(6+7+8+9)	11	12	13	14	15=(11+12+13+14)	16=(5-10)	17	18

Certified Correct:  
  
 ALVIN U. ALISASIS  
 SAO-UBD  
 Date: January 28, 2026 01:47 PM

Certified Correct:  
  
 MONALIZA V. GUZMAN  
 University Accountant  
 Date: January 28, 2026 01:47 PM

Recommending Approval By:  
  
 EMERITA P. GERON  
 Chief Finance Officer  
 Date: January 28, 2026 01:48 PM

Approved By:  
  
 ARTHUR G. IBAÑEZ  
 OIC-Office of the President  
 Date: January 28, 2026 01:50 PM